


# INSTRUCTIONS FOR USING THE **GROOMER-GAGE**®

The **GROOMER-GAGE** is a precision measuring instrument for accurately setting the desired grooming depth of groomer or verticutter units.


## HOW IT WORKS

Easy to use, just set the bar on the front and rear rollers and, with the grooming blades rotated perpendicular to the bar, push the indicating rod of the gage up until the indicating block touches the blades. By holding a constant pressure against the blades while rotating them, you can find the top dead center of the cutters or groomers and note the measurement on the gage.



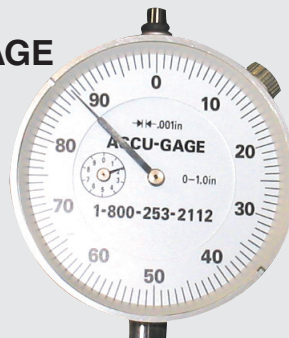
**Hold the indicating block against the groomer or verticutter blades to find the high point, then, read the gage**

**To set the groomer below grade, hold the indicating block against the front roller and the bar against the grooming blades.**



## HOW TO READ THE GROOMER-GAGE

Graduations are in .001".  
Each revolution on the large dial represents .100" and is counted on the small dial.  
The reading shown is .188".



**FOR SERVICE OR INFORMATION PLEASE CALL US AT 800-253-2112**

**ACCU-PRODUCTS INTERNATIONAL  
7836 BETHEL CHURCH RD. SALINE, MI 48176 USA**